

FC420CP-I Indoor Addressable Resettable Callpoint

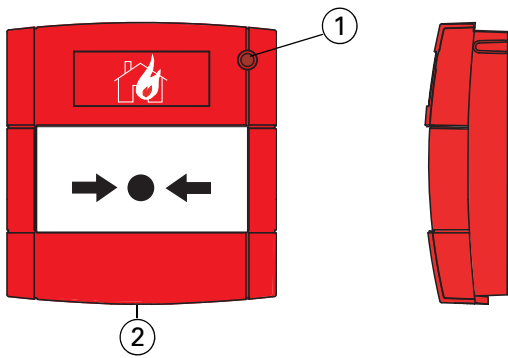


Fig. 1: FC420CP-I Indoor Addressable Resettable Callpoint
 1 – Short Circuit Isolator Activation (Yellow) and Alarm Indicator LED (Red)
 2 – Test/Release Key Access

Introduction

The FC420CP-I Addressable Resettable Callpoint is an indoor manual callpoint.

The callpoint is designed to monitor and signal the condition of a switch contact that is operated by activating the resettable element.

Any change in the status of the switch is immediately communicated to the control panel.

The FC420CP-I has an integral short-circuit isolator for monitoring the field wiring.

The FC420CP-I callpoint meets the requirements of EN54 Pt. 11 and EN54 Pt. 17.

Mechanical Construction

The housing consists of a combined test, reset and lid release mechanism, main assembly and back box. These components retain the resettable element. A dual colour status indicator LED is provided at the front of the main assembly.



Mounting

The callpoint is not suitable for external mounting.

Operation

The FC420CP-I consists of a switch contact which is operated by pushing on the centre of the resettable element. When the callpoint is addressed by the control panel, it signals the condition of this switch contact to the control panel. The LED on the front of the callpoint is normally OFF, until the resettable element activates, then it is turned ON until the resettable element is reset. As the callpoint is resettable, it can be tested at any time with the aid of the callpoint test key provided. After operating the callpoint, the callpoint can be reset by inserting the key into the bottom of the housing, releasing the combined test, reset and lid release mechanism. Remove the key and slide the mechanism, together with the resettable element, back up until it locks into the non-activated position.

If a section of the loop wiring adjacent to the FC420CP-I is shorted, the built in short-circuit isolator trips, isolating the shorted section. The LED is illuminated in yellow to indicate that the isolator is tripped. This status remains until the short is removed.

Technical Specification

Table 1 shows the technical specification information.

Parameter	Value
Material Housing	Flame Retardant ABS
Environment	Indoor applications
Operating Temperature	-10 to +55 °C
Storage Temperature	-30 to +70 °C
Operating Humidity	Up to 95 % non-condensing
Dimensions (HWD)	93 x 89 x 27.5 mm
Weight	110 g (without backbox)
Mounting Requirements	Surface/Flush Mounting

Table 1: Technical Specifications

Parameter	Value
Approvals	<ul style="list-style-type: none"> ■ Product family standard EN50130-4 in respect of Conducted Disturbances, Radiated Immunity, Electrostatic Discharge, Fast Transients and Slow High Energy ■ EN61000-6-3 for emissions ■ Construction Product Directive (CPD) fulfilling the requirements of: <ul style="list-style-type: none"> – EN 54-11:2001+A1:2006 for Manual Callpoints – EN 54-17:2005 for Short-Circuit Isolators

Table 1: Technical Specifications (cont.)

Terminals

Fig. 2 shows connection to the FC420CP-I made via the 4 way terminal connector as shown in table 2.

Table 2 shows the terminal information.

Description	Marking	Comment
Loop Interface	1	L+ IN
	2	L- Left
	3	L+ OUT
	4	L- Right

Table 2: Terminals

Ordering Information

Components	Ordering Numbers
FC420CP-I Indoor CP with isolator - no B/B	514.800.805
KAC Backbox	515.001.021

Table 3: Ordering Information





Fig. 2: FC420CP-I Rear View and Wiring Information

- 1– Ancillary Programming Port
- 2– Ancillary Programming Lead
- 3– Connected to Loop+IN
- 4– Connected to Loop-Left
- 5– Connected to Loop+Out
- 6– Connected to Loop-Right

CPR Information

 0832
Control Equipment Ltd Hillcrest Business Park Cinderbank Dudley West Midlands DY2 9AP UK 14 DoP-2014-2011
EN 54-11 and EN 54-17 Manual callpoint with Short-Circuit Isolator for fire detection & fire alarm systems for buildings Type A, Indoor FC420CP-I
<p>Essential Characteristics</p> <p>EN54-11 Nominal activation conditions / Sensitivity and Performance under fire conditions: Pass</p> <p>EN54-17 Performance under fire conditions: Pass</p> <p>EN54-11 and EN54-17 Operational reliability: Pass Durability of operational reliability temperature resistance: Pass Durability of operational reliability; vibration resistance: Pass Durability of operational reliability; humidity resistance: Pass Durability of operational reliability; corrosion resistance: Pass Durability of operational reliability; electrical stability: Pass</p>

